



R&W FLOW METERS - INSERTION SERIES

- Precision velocity measurement for liquids and gases
- Liquid velocity measurement from 1-50 ft/sec
- Gas velocity measurement from 1-250 ft/sec
- Flowmeter can be installed in low pressure applications without interruption of flow
- Fixed lengths and hot tap designs available
- 1% linearity, 0.1% repeatability for liquids
- 2% linearity, 0.25% repeatability for gas



Meter size is based on nominal inside diameter of pipe. Special flanges can usually be provided to specification.

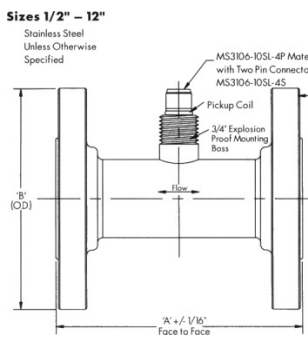
For hazardous areas, pick up coils with explosion proof housings can be provided.

All Flowmeters 1/2" and smaller will be provided with 1/2" end fittings unless otherwise specified.

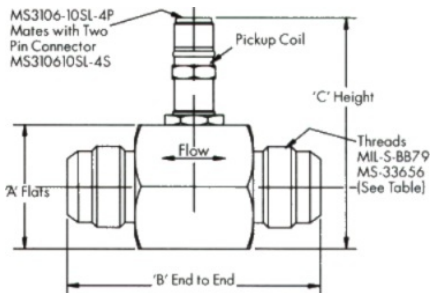
Meter Model Numbering System									
Bearing Type		Rotor Type		Endfitting Type		Material		Options	
Type	Use	Type	Use	Type	Use	Type	Use	Type	Use
Cryo Ball	CB	304 Nickel Liquid	NL	NPT	A	304SS	4	Hi-Temp	HT
Metal Ball	MB	17-4 PH-SS Liquid	PHL	FNPT*	FA	304L	4L	Mod. Carr	RF
Teflon Sleeve	TS	17-4 PH-SS 15°	PH15	AN Flare	B	316SS	6	Mnt. Boss	X
Graphitar Sleeve	GS	17-4 PH-SS 12°	PH12	150C	C	316LSS	6L		
Carbide Sleeve	CS	17-4 PH-SS 7°	PH7	150S	D				
Fluorisint Sleeve	FS			300C	E				
				300S	F				
				600C	J				
				600S	K				
				High Pressure*	H				
				Tube Fitting*	I				

*Overall lengths vary, contact us.

End Flanged (1/2"-12")	Line Size	150# ASA		300# ASA		400# ASA		600# ASA		900# ASA		1500# ASA		2500# ASA	
		A	B	A	B	A	B	A	B	A	B	A	B	A	B
	1/4"-1/2"	5	3 1/2	5	3 3/4	5	3 3/4	5	3 3/4	7	4 3/4	7	4 3/4	7	5 1/4
	5/8	5 1/2	3 1/2	5 1/2	3 3/4	5 1/2	3 3/4	5 1/2	3 3/4	7	4 3/4	7	4 3/4	7	5 1/4
	3/4	5 1/2	3 7/8	5 1/2	4 5/8	5 1/2	4 5/8	5 1/2	4 5/8	7	5 1/8	7	5 1/8	7	5 1/2
	1	5 1/2	4 1/4	5 1/2	4 7/8	5 1/2	4 7/8	5 1/2	4 7/8	8	5 7/8	8	5 7/8	8	6 1/4
	1 1/4	6	4 5/8	6	5 1/4	6	5 1/4	6	5 1/4	8	6 1/4	8	6 1/4	8	7 1/4
	1 1/2	6	5	6	6 1/8	6	6 1/8	6	6 1/8	9	7	9	7	9	8
	2	6 1/2	6	6 1/2	6 1/2	6 1/2	6 1/2	6 1/2	6 1/2	9	7	9	7	9	8
	2 1/2	7	7	7	7 1/2	7	7 1/2	7	7 1/2	10	9 5/8	10	9 5/8	10	10 1/2
	3	10	7 1/2	10	8 1/4	10	8 1/4	10	8 1/4	10	9 1/2	10	10 1/2	11	12
	3 1/2	12	8 1/2	12	9	12	9	12	9	-	-	-	-	-	-
	4	12	9	12	10	12	10	12	10 3/4	12	11 1/2	12	12 1/4	12	14
	5	14	10	14	11	14	11	14	13	14	13 3/4	14	15 1/2	16	19
	6	14	11	14	12 1/2	14	12 1/2	14	14	14	15	14	15 1/2	16	19
	8	16	13 1/2	16	15	16	15	16	16 1/2	16	18 1/2	16	19	18	21 3/4
	10	20	16	20	17 1/2	20	17 1/2	20	20	20	21 1/2	20	23	22	26 1/2
	12	24	19	24	20 1/2	24	20 1/2	24	22	24	24	24	26 1/2	24	30

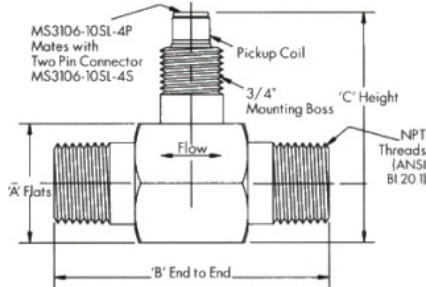


MS Flared Tube (Sizes 1/8"-2")	Size	DIMENSIONS (INCHES)			END CONNECTIONS	APPROX. WEIGHT (OZ.)
		A	B	C		
	1/8-1/2	11/8	29/16	3	3/4-16UNJF-3A	6
	5/8	11/8	23/4	3	7/8-14UNJF-3A	12
	3/4	15/8	31/4	31/2	11/16-12UNJ-3A	12
	1	15/8	31/2	4	15/16-12UNJ-3A	22
	1 1/4	2	37/8	43/8	15/8-12NJ-3A	28
	1 1/2	21/8	43/8	45/8	17/8-NJ-3A	37
	2	23/4	43/4	53/8	21/2-12UNJ-3A	48



*All dimensions in inches.

MNPT Flared Tube (Sizes 1/8"-3")



Size	DIMENSIONS (INCHES)			END CONNECTIONS	APPROX. WEIGHT (OZ.)
	A	B	C	MNPT	S. STEEL
1/8-1/2	1 1/8	3	3	1/2	6
5/8	1 1/8	3	3	1/2	12
3/4	1 5/8	3 1/4	3 1/2	3/4	12
1	1 5/8	3 1/2	4	1	22
1 1/4	2	3 7/8	4 3/8	1 1/4	28
1 1/2	2 1/8	4 3/8	4 5/8	1 1/2	37
2	2 3/4	4 3/4	5 3/8	2	48
2 1/2	3 1/4	6 1/16	5 3/8	2 1/2	55
3	3 1/2	10	5 3/8	3	160

*All dimensions in Inches.

